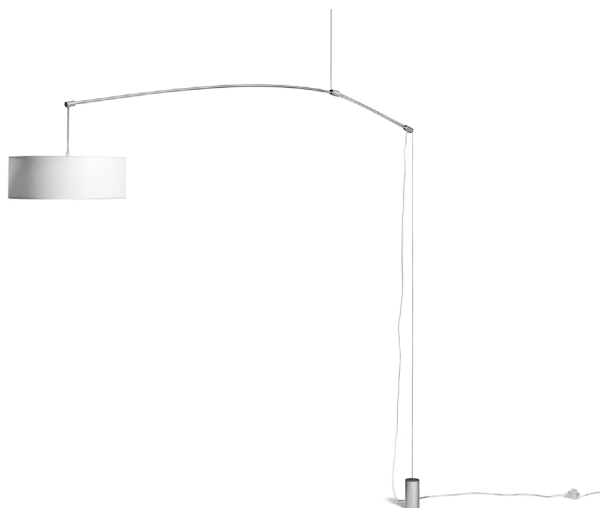


DT Light Phil Luithlen 2003

Lampade a sospensione



Un braccio è appeso a soffitto e bilanciato a terra tramite un cavo con contrappeso che permette alla lampada di ruotare di 360° e di essere regolata in altezza.

Il cavo in dotazione copre un'altezza terra/soffitto di max 4 m, per altezze superiori (fino a h 8 m) ordinare il cavo speciale.

Materiali:

STRUTTURA: alluminio anodizzato satinato.

PARALUME BIANCO: Pergamena (cellulosa, PVC).

+info:

<http://www.depadova.com/materials.pdf>

Classificazione:

Classe II

Grado di protezione:

IP20

Tensione di alimentazione:

220÷240V/50÷60 Hz (EU-UK) - 100÷120V/50÷60 Hz (USA)

Alimentazione:

Tensione di rete diretta

Lampadine compatibili:

EU: JDT/S: Max 60 W (E14); JDT, JDTM: Max 100 W (E27)

USA: JDT/S: Max 40 W (E11); JDT, JDTM: Max 60 W (E26)

Sorgente luminosa:

Lampadina non inclusa

Indice di resa cromatica:

Dipende dalla lampadina che si utilizza

Temperatura colore:

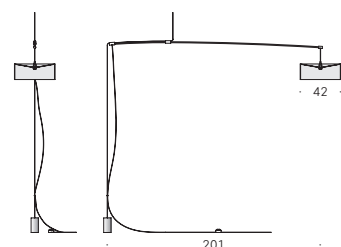
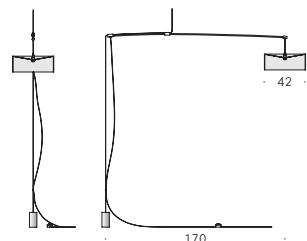
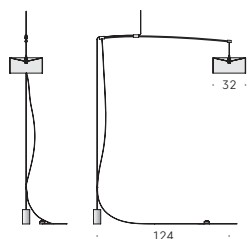
Dipende dalla lampadina che si utilizza

Classe energetica:

Dipende dalla lampadina che si utilizza

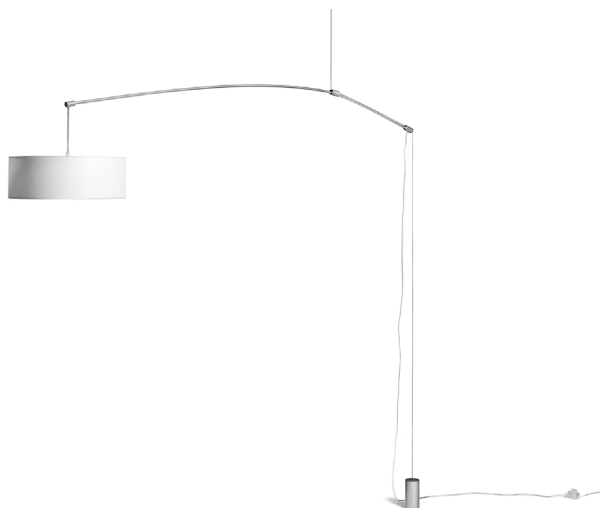
Dimmer:

Non incluso nella lampada



DT Light Phil Luithlen 2003

Pendant lamps



The arm is hanging from the ceiling and linked to ground by a cable with a counterweight, which allows a 360° rotation and height adjustment.

The lamp is long enough for room with a ceiling height of max 4 m. For higher ceilings (up to 8 m. high), please order a customised cable.

Materials:

STRUCTURE: satin anodised aluminium.

WHITE LAMPSHADE: Parchment (cellulose, PVC).

+info:

<http://www.depadova.com/materials.pdf>

Classification:

Class II

Protection category:

IP20

Supply voltage:

220÷240V/50÷60 Hz (EU-UK) - 100÷120V/50÷60 Hz (USA)

Power supply:

Direct supply voltage

Compatible bulbs:

EU: JDT/S: Max 60 W (E14); JDT, JDTM: Max 100 W (E27)

USA: JDT/S: Max 40 W (E11); JDT, JDTM: Max 60 W (E26)

Light source:

Bulb not included

Colour rendering index:

It depends on the bulb used

Colour temperature:

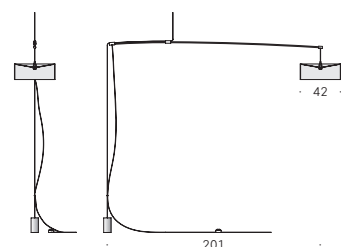
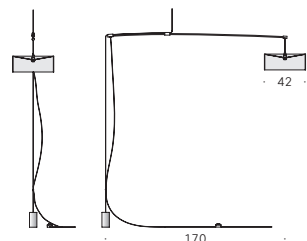
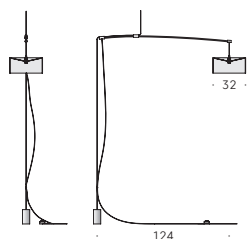
It depends on the bulb used

Energy class:

It depends on the bulb used

Dimmer:

Not included in the lamp



DT Light Phil Luithlen 2003

Lampes suspendues

Un bras est suspendu au plafond et équilibré au sol par un câble avec contrepoids qui permet à la lampe de tourner de 360° et d'être réglée en hauteur.

Le câble fourni couvre une hauteur sol/plafond de maximum 4 m, pour des hauteurs supérieures (jusqu'à h 8 m) commander le câble spécial.

Matériaux:

STRUCTURE: aluminium anodisé satiné.

ABAT-JOUR BLANC: Parchemin (cellulose, PVC).

+info:

<http://www.depadova.com/materials.pdf>

Classement:

Classe II

Degré de protection:

IP20

Tension d'alimentation:

220÷240V/50÷60 Hz (EU-UK) - 100÷120V/50÷60 Hz (USA)

Alimentation:

Tension de réseau directe

Ampoules compatibles:

EU: JDT/S: Max 60 W (E14); JDT, JDTM: Max 100 W (E27)

USA: JDT/S: Max 40 W (E11); JDT, JDTM: Max 60 W (E26)

Source lumineuse:

Ampoule non incluse

Index de rendement chromatique:

Dépende de l'ampoule utilisée

Température couleur:

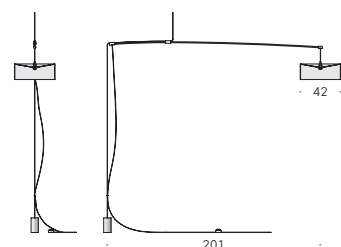
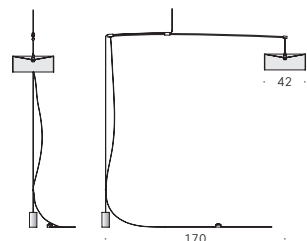
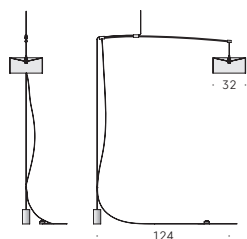
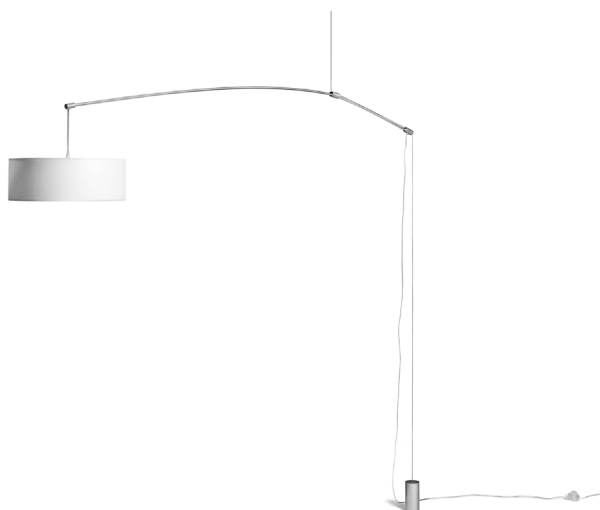
Dépende de l'ampoule utilisée

Classe d'énergie:

Dépende de l'ampoule utilisée

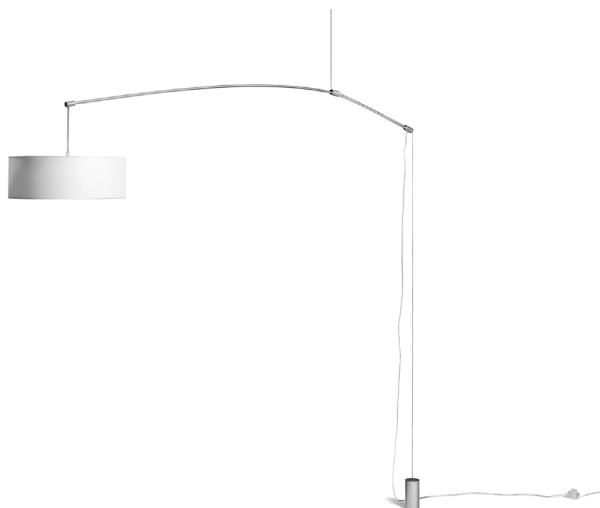
Gradateur:

Non inclus dans la lampe



DT Light Phil Luithlen 2003

Hängelampen



Der Arm wird an der Decke befestigt und hat einen Gegenzug mit Gewicht, sodass die Leuchte sich um 360° drehen und in der Höhe einstellen lässt.

Das mitgelieferte Kabel ist für eine maximale Deckenhöhe von 4 Metern ausgelegt. Bei höheren Decken (bis zu 8 Metern) ist das Spezialkabel zu bestellen.

Materialien:

GESTELL: Satiniertes eloxiertes Aluminium.

LAMPENSCHIRM WEISS: Pergament (Zellulose, PVC).

+info:

<http://www.depadova.com/materials.pdf>

Klassifikation:

Klasse II

Schutzart:

IP20

Versorgungsspannung:

220÷240V/50÷60 Hz (EU-UK) - 100÷120V/50÷60 Hz (USA)

Energieversorgung:

Direkte Netzspannung

Kompatible Glühbirne:

EU: JDT/S: Max 60 W (E14); JDT, JDTM: Max 100 W (E27)

USA: JDT/S: Max 40 W (E11); JDT, JDTM: Max 60 W (E26)

Lichtquelle:

Zzgl. Glühbirne.

Farbwiedergabeindex:

Es hängt von der verwendeten Glühbirne ab.

Farbtemperatur:

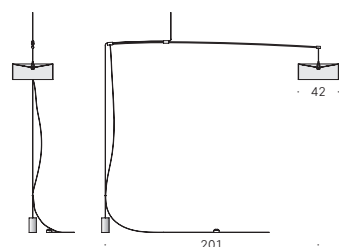
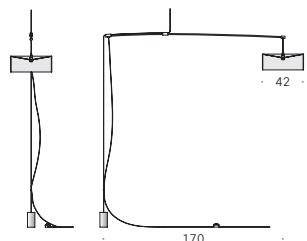
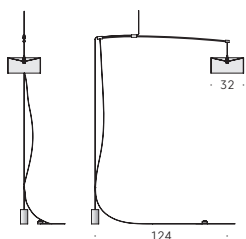
Es hängt von der verwendeten Glühbirne ab.

Energieeffizienzklasse:

Es hängt von der verwendeten Glühbirne ab.

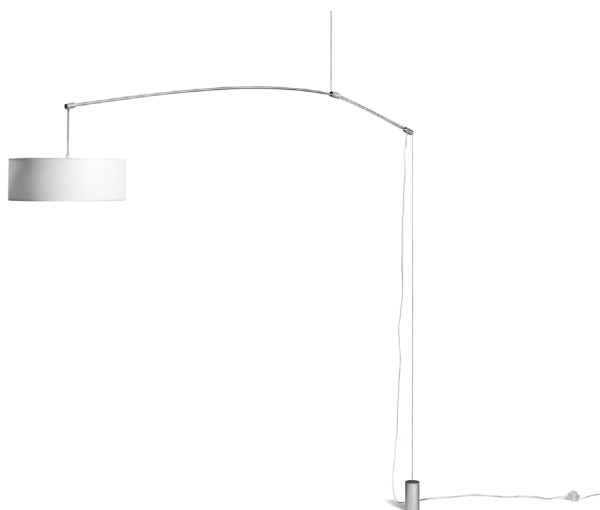
Dimmer:

Nicht in der Lampe enthalten



DT Light Phil Luithlen 2003

Lámparas de suspensión



Un brazo está colgado al techo y equilibrado al suelo a través de un cable con contrapeso que permite a la lámpara girar en 360° y ajustar su altura.

El cable suministrado cubre una altura suelo/techo de máx 4 m, para alturas superiores (hasta h 8m) pedir el cable especial.

Materiales:

ESTRUCTURA: aluminio anodizado satinado.

PANTALLA BLANCO: pergamino (celulosa, PVC).

+info:

<http://www.depadova.com/materials.pdf>

Clasificación:

Clase II

Grado de protección:

IP20

Tensión de alimentación:

220÷240V/50÷60 Hz (EU-UK) - 100÷120V/50÷60 Hz (USA)

Alimentación:

Tensión de red directa

Bombillas compatibles:

EU: JDT/S: Max 60 W (E14); JDT, JDTM: Max 100 W (E27)

EE.UU.: JDT/S: Max 40 W (E11); JDT, JDTM: Max 60 W (E26)

Fuente luminosa:

Bombilla no incluida

Índice de rendimiento cromático:

Depende de la bombilla que se utiliza

Temperatura color:

Depende de la bombilla que se utiliza

Clase energética:

Depende de la bombilla que se utiliza

Dimmer:

No incluido en la lámpara

