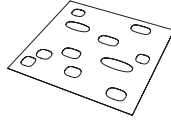
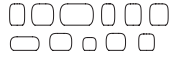


**Componenti e ferramenta in dotazione:**  
**Components and hardware supplied:**

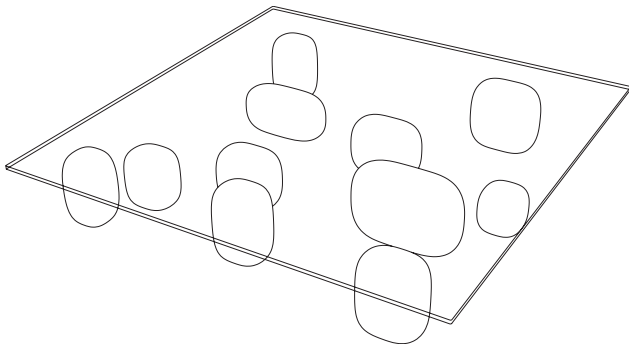
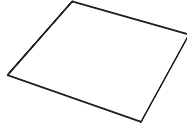
- a** Dima di posizionamento (1 pz.)  
Positioning template (1 pc.)



- b** Basi (11 pz. diversi)  
Bases (11 different pcs.)



- c** Piano in vetro (1 pz.)  
Glass top (1 pc.)



**Attenzione:**

Con il tempo il legno può rilasciare resina o olio. Prestare attenzione agli oggetti in genere (anche tessuti, tappeti, ecc.) che vanno a contatto con il legno.

**Please note:**

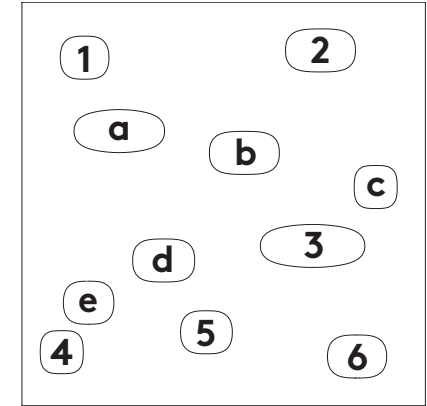
Avoid prolonged contact with any type of liquids on all surfaces. Over time, the wood may release resin or oils. Please pay attention to objects in general (even fabrics, rugs, carpeting, etc.) when they are in contact with wood.

**A**  
**La disposizione delle basi:**

Secondo progetto le basi (b) vanno disposte come rappresentato nel disegno sottostante.

**A**  
**Layout of the bases:**

According to the design, the bases (b) must be placed as shown in the drawing below.

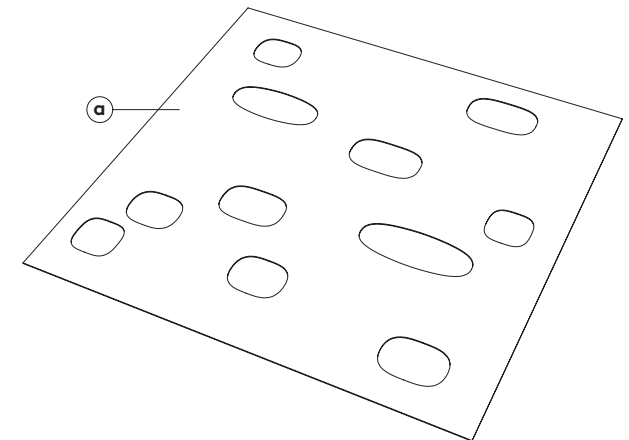


**B**  
**Posizionare la dima:**

Stendere la dima (a) sul pavimento nella posizione in cui si desidera montare il prodotto.

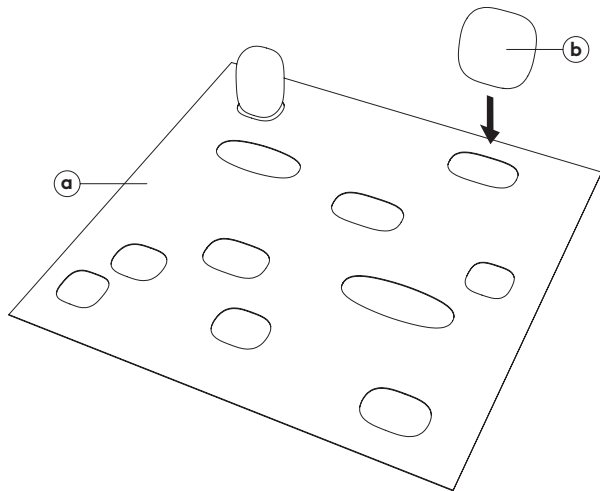
**B**  
**Positioning the template:**

Lay out the template (b) on the floor at the desired final position of the product.



**C**  
**Posizionare le basi:**

--  
Posizionare le basi (b) nei rispettivi spazi all'interno della dima (a). Sotto ogni base è indicato il numero o la lettera di identificazione.

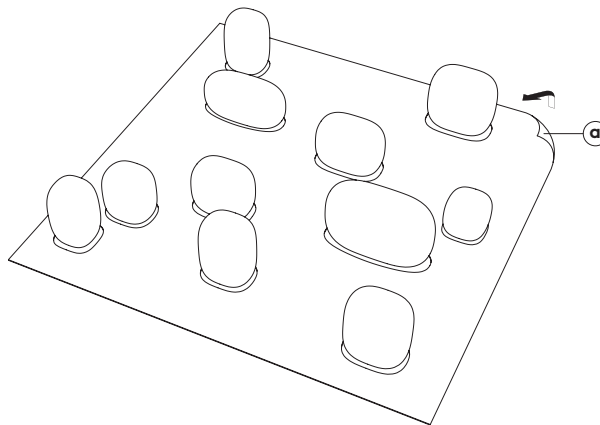


**C**  
**Positioning the bases:**

--  
Position the bases (b) into the relative spaces of the template (a). Under each base there is the identification number or letter.

**D**  
**Rimuovere la dima:**

--  
Sollevare e rimuovere la dima (a).

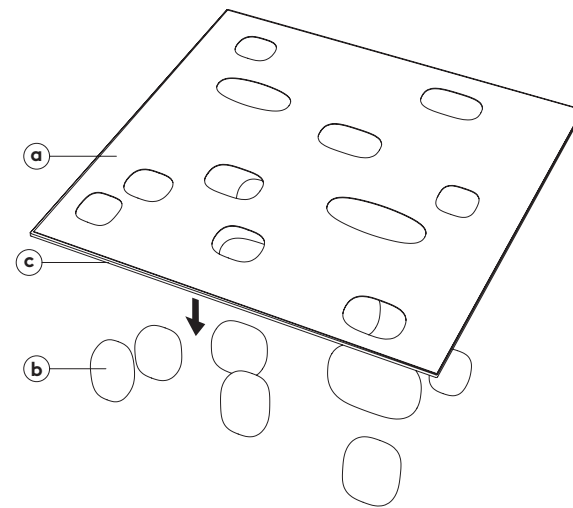


**D**  
**Removing the template:**

--  
Lift out and remove the template (a).

**E**  
**2--**

Appoggiare il vetro (c) sulle basi (b) usando la dima (a) come riferimento.

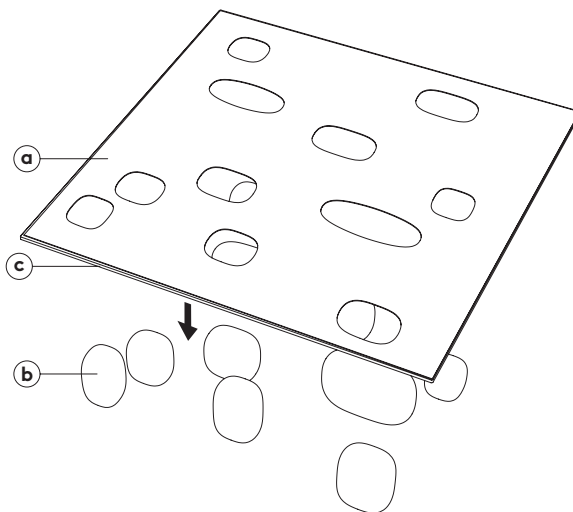


**E**  
**2--**

Place the glass top (c) on the bases (b) by using the template (a) as reference.

**E**  
**Posizionare il piano in vetro:**

1--  
Stendere la dima (a) sul piano in vetro (c).

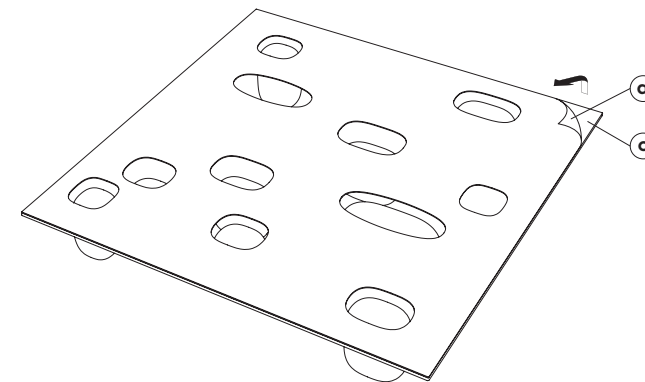


**E**  
**Positioning the glass top:**

1--  
Lay out the template (a) on the glass top (c).

**E**  
**3--**

Rimuovere la dima (a) dal vetro (c).



**E**  
**3--**

Remove the template (a) from the glass (c).

**De Padova srl**

Strada Padana Superiore 280A  
20090 Vimodrone (Mi) — Italy  
T +39 02 27 43 97 95  
info@depadova.it  
www.depadova.com