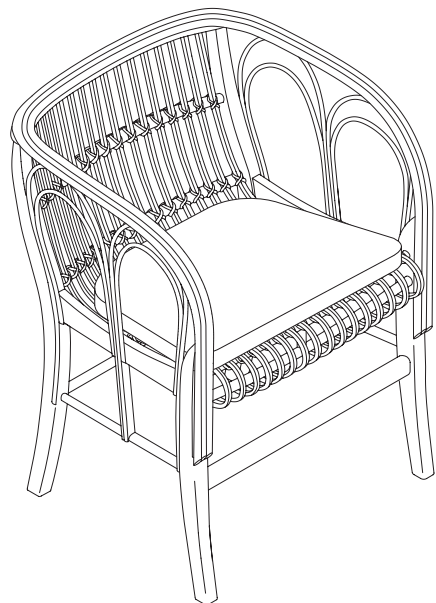


Uragano --
Vico Magistretti

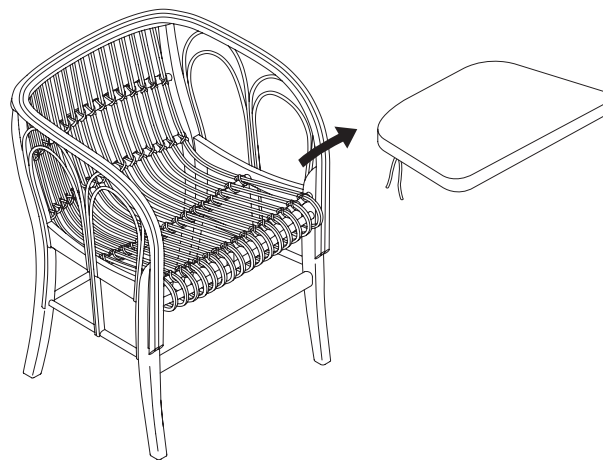
e DePadova



Schema di Smontaggio Housse del Cuscino
-- Fabric Cover Removal of Cushion

A
Per rimuovere la housse:

1--
Sciogliere i nodi dei laccetti che tengono insieme il cuscino alla sedia. Rimuovere il cuscino dalla sedia.

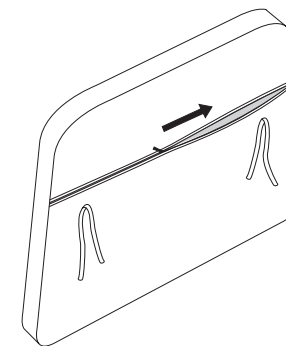


A
Removing the cover:

1--
Untie the laces that fasten the cushion to the chair. Remove the cushion.

B
Per calzare la housse:

--
Seguire la procedura **A** da **1** a **2** al contrario.

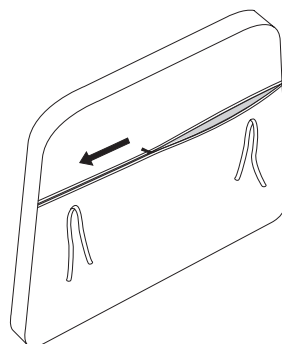


B
Putting on the fabric cover:

--
Follow the procedure **A** from **1** to **2** in the opposite order.

A
2--
Aprire la zip posteriore e sfilare l'imbottitura.

A
2--
Unzip the zip and remove the padding.



De Padova srl

Strada Padana Superiore 280A
20090 Vimodrone (Mi) — Italy
T +39 02 27 43 97 95
info@depadova.it
www.depadova.com

11.2018