

Poet

Design:
KEIJI TAKEUCHI

+ info: <https://www.depadova.com/materials.pdf>
De Padova srl - info@depadova.it



PENDANT AND FLOOR/TABLE LAMPS

Materials

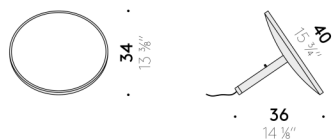
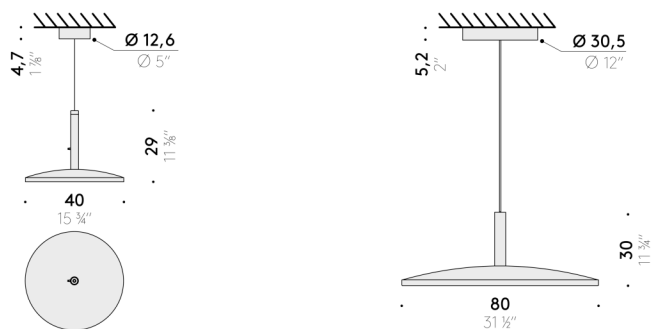
Body
"Soft touch" matt black powder- coated metal.

Ceiling rose
"Soft touch" matt black powder- coated metal.

Diffusor
opal optical white polycarbonate.

AC adapter
integrated in the lamp (output 24V).

Control
dimmer included in the lamp body.



Pendant version

Ø 40 cm

INPUT SOURCE 110÷240V - 50/60Hz
LED 36W, 24V



IP30



CRI85



Ø 80 cm

INPUT SOURCE 110÷240V - 50/60Hz
LED 65W, 24V

Floor/table version

EU

INPUT SOURCE 220÷240V - 50/60Hz
LED 36W, 24V



IP30



CRI85



USA

INPUT SOURCE 110÷120V - 50/60Hz
LED 36W, 24V

Poet

Design:
KEIJI TAKEUCHI

+ info: <https://www.depadova.com/materials.pdf>
De Padova srl - info@depadova.it



LAMPADA A SOSPENSIONE E DA APPOGGIO

Materiali

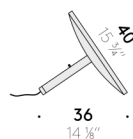
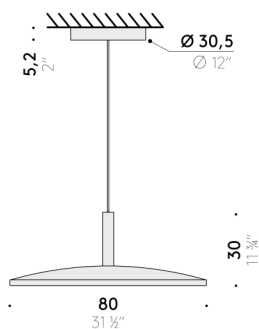
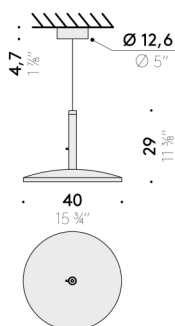
Corpo
metallo verniciato a polvere color nero opaco "soft touch".

Rosone
metallo verniciato a polvere color nero opaco "soft touch".

Diffusore
policarbonato ottico bianco opalino.

Alimentatore
integrato nella lampada (output 24V).

Controllo
dimmer incluso nel corpo della lampada.



Pendant version

Ø 40 cm

INPUT SOURCE 110÷240V - 50/60Hz
LED 36W, 24V



Ø 80 cm

INPUT SOURCE 110÷240V - 50/60Hz
LED 65W, 24V

Floor/table version

EU

INPUT SOURCE 220÷240V - 50/60Hz
LED 36W, 24V



USA

INPUT SOURCE 110÷120V - 50/60Hz
LED 36W, 24V

Poet

Design:
KEIJI TAKEUCHI

+ info: <https://www.depadova.com/materials.pdf>
De Padova srl - info@depadova.it



LAMPES SUSPENDUES ET D'APPUI

Matériaux

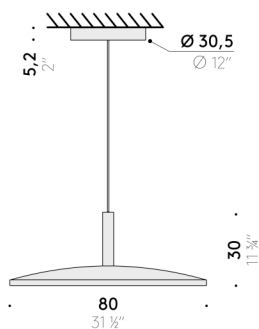
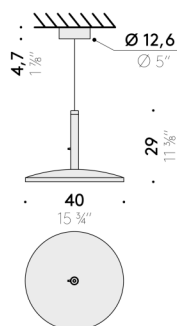
Corps
métal peint à poudre couleur noir mat "soft touch".

Rosace
métal peint à poudre couleur noir mat "soft touch".

Diffuseur
polycarbonate optique blanc opalin.

Alimentation
intégrée dans la lampe (output 24V).

Contrôle
gradateur inclus dans le corps de la lampe.



Pendant version

Ø 40 cm

INPUT SOURCE 110÷240V - 50/60Hz
LED 36W, 24V



Ø 80 cm

INPUT SOURCE 110÷240V - 50/60Hz
LED 65W, 24V

Floor/table version

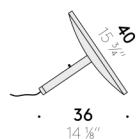
EU

INPUT SOURCE 220÷240V - 50/60Hz
LED 36W, 24V



USA


INPUT SOURCE 110÷120V - 50/60Hz
LED 36W, 24V



Poet

Design:
KEIJI TAKEUCHI

+ info: <https://www.depadova.com/materials.pdf>
De Padova srl - info@depadova.it



HÄNGELEUCHTE UND TISCH- UND BODENLEUCHTE

Materialien

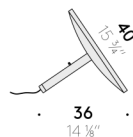
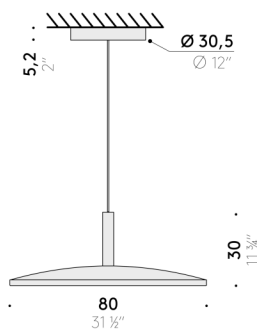
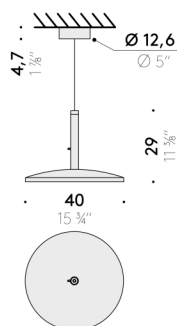
Körper
"Soft Touch" Metall mit Pulverlackierung, matt schwarz.

Deckenrosette
"Soft Touch" Metall mit Pulverlackierung, matt schwarz.

Diffusor
Optisches Polycarbonat opalen weiß.

Netzteil
in Lampe integriert (Output 24V).

Steuerung
Dimmer im Leuchtkörper enthalten.



Pendant version

Ø 40 cm

INPUT SOURCE 110÷240V - 50/60Hz
LED 36W, 24V



Ø 80 cm

INPUT SOURCE 110÷240V - 50/60Hz
LED 65W, 24V

Floor/table version

EU

INPUT SOURCE 220÷240V - 50/60Hz
LED 36W, 24V



USA

INPUT SOURCE 110÷120V - 50/60Hz
LED 36W, 24V

Poet

Design:
KEIJI TAKEUCHI

+ info: <https://www.depadova.com/materials.pdf>
De Padova srl - info@depadova.it



LÁMPARAS DE SUSPENSIÓN O APOYADAS

Materiales

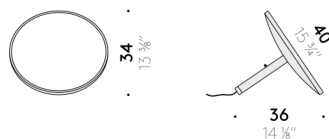
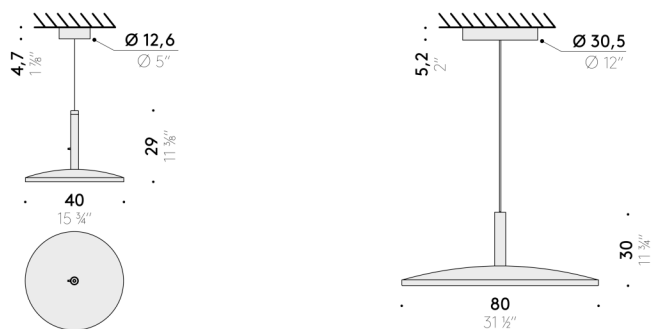
Cuerpo
metal lacado en polvo color negro mate "soft touch".

Rosetón
metal lacado en polvo color negro mate "soft touch".

Difusor
policarbonato optico blanco opalino.

Alimentador
integrado en la lámpara (output 24 V).

Control
dimmer integrado en el cuerpo de la lámpara.



Pendant version

Ø 40 cm	Ø 80 cm
INPUT SOURCE 110÷240V - 50/60Hz LED 36W, 24V	INPUT SOURCE 110÷240V - 50/60Hz LED 65W, 24V

Floor/table version

EU	USA
INPUT SOURCE 220÷240V - 50/60Hz LED 36W, 24V	INPUT SOURCE 110÷120V - 50/60Hz LED 36W, 24V