



## **Lantern**

### **Time & Style **ē**dition, 2020**

### **Made in Japan**

#### **Lampada a sospensione o da terra**

##### **Materiali:**

PARALUME: carta giapponese (washi) con filo di acciaio pre-rivestito di carta giapponese (washi). Bordo in tiglio naturale.

STRUTTURA INTERNA: piastra in acciaio inox verniciato per cataforesi.

PIEDINI: acciaio verniciato per cataforesi colore nero.

+info:

<http://www.depadoa.com/timeandstyleedition-materials.pdf>

##### **Classificazione:**

Classe II

##### **Grado di protezione:**

IP20

##### **Tensione di alimentazione:**

220÷240V / 50÷60 Hz (EU) - 100÷120V / 50÷60 Hz (USA)

##### **Alimentazione:**

Tensione di rete diretta.

##### **Lampadine compatibili:**

LED, E26 / E27, dimmerabile per BDTL302

##### **Sorgente luminosa:**

Lampadina non inclusa

##### **Indice di resa cromatica:**

Dipende dalla lampadina che si utilizza

##### **Temperatura colore:**

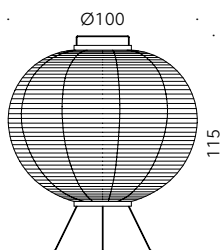
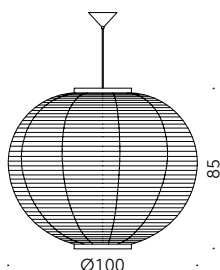
Dipende dalla lampadina che si utilizza

##### **Classe energetica:**

Dipende dalla lampadina che si utilizza

##### **Dimmer:**

Incluso (BDTL302), non incluso (BDTL301).





## **Lantern** **Time & Style **ē**dition, 2020** **Made in Japan**

### **Pendant or floor lamp**

**Materials:**

LAMPSHADE: in Japanese paper (washi) with steel wire, which is pre-coated with Japanese paper (washi). Edge in natural lime wood.

INTERNAL FRAME: plate in electrophoretic painted stainless steel.

SUPPORT: electrophoretic painted steel, black coloured.

+info:

<http://www.depadoa.com/timeandstyleedition-materials.pdf>

**Classification:**

Class II

**Protection category:**

IP20

**Supply voltage:**

220÷240V / 50÷60 Hz (EU)- 100÷120V / 50÷60 Hz (USA)

**Power supply:**

Direct supply voltage.

**Compatible bulbs:**

LED, E26 / E27, dimmable for BDTL302

**Light source:**

Bulb not included

**Colour rendering index:**

It depends on the bulb used

**Colour temperature:**

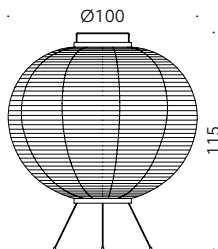
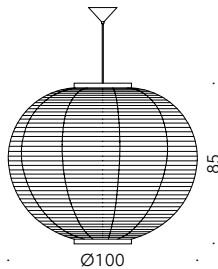
It depends on the bulb used

**Energy class:**

It depends on the bulb used

**Dimmer:**

Included (BDTL302), not included (BDTL301).





## Lantern

# Time & Style *ē*dition, 2020 Made in Japan

### Lampe à suspension ou sur pied

**Matériaux:**

ABAT-JOUR: papier japonais ( washi) avec fil en acier recouvert de papier japonais ( washi). Chant en tilleul naturel  
STRUCTURE INTERNE: plaque en acier inox laquée pour catafore-sis.

PIEDS: acier laqué pour cataphorèse couleur noir

+info:

<http://www.depadova.com/timeandstyleedition-materials.pdf>

**Classement:**

Classe II

**Degré de protection:**

IP20

**Tension d'alimentation:**

220÷240V / 50÷60 Hz (EU)- 100÷120V / 50÷60 Hz (USA)

**Alimentation:**

Tension de réseau directe.

**Ampoules compatibles:**

LED, E26 / E27, dimmable pour BDTL302

**Source lumineuse:**

Ampoule non incluse

**Index de rendement chromatique:**

Dépende de l'ampoule utilisée

**Température couleur:**

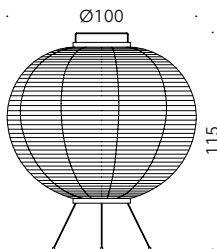
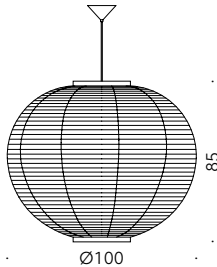
Dépende de l'ampoule utilisée

**Classe d'énergie:**

Dépende de l'ampoule utilisée

**Gradateur:**

Inclus ( BDTL302) pas inclus ( BDTL301)





## **Lantern**

### **Time & Style **ē**dition, 2020**

### **Made in Japan**

#### **Hänge- oder Bodenlampe**

**Materialien:**

LAMPENSCHIRM: Japanpapier (Washi) mit Stahldraht, der mit Japanpapier (Washi) vorbeschichtet ist. Kante aus Naturlindenholz.

INNENGESTELL: Platte aus elektrophoretisch lackiertem Edelstahl.

UNTERGESTELL: elektrophoretisch lackierter Stahl, schwarz.

+info:

<http://www.depadova.com/timeandstyleedition-materials.pdf>

**Klassifikation:**

Klasse II

**Schutzart:**

IP20

**Versorgungsspannung:**

220÷240V / 50÷60 Hz (EU)- 100÷120V / 50÷60 Hz (USA)

**Energieversorgung:**

Direkte Netzspannung.

**Kompatible Glühbirne:**

LED, E26 / E27, dimmbar für BDTL302

**Lichtquelle:**

Zzgl. Glühbirne.

**Farbwiedergabeindex:**

Es hängt von der verwendeten Glühbirne ab.

**Farbtemperatur:**

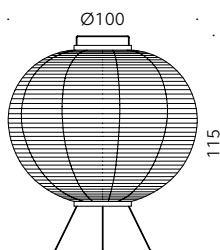
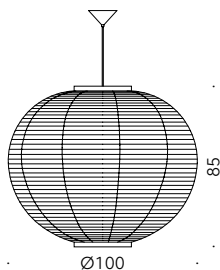
Es hängt von der verwendeten Glühbirne ab.

**Energieeffizienzklasse:**

Es hängt von der verwendeten Glühbirne ab.

**Dimmer:**

Eingeschlossen (BDTL302), nicht eingeschlossen (BDTL301).





## Lantern Time & Style édition, 2020 Made in Japan

### Lampara de suspensión o de pie

**Materiales:**

PANTALLA: papel japonés (washi) con hilo en acero pre-revestido de papel japonés (washi). Canto en tilo natural

ESTRUCTURA INTERNA: placa en acero inox lacado para cataforesis.

PATAS: acero lacado por cataforesis color negro

+info:

<http://www.depadova.com/timeandstyleedition-materials.pdf>

**Clasificación:**

Clase II

**Grado de protección:**

IP20

**Tensión de alimentación:**

220÷240V / 50÷60 Hz (EU)- 100÷120V / 50÷60 Hz (EE.UU)

**Alimentación:**

Tensión de red directa.

**Bombillas compatibles:**

LED, E26 / E27, dimmerable para BDTL302

**Fuente luminosa:**

Bombilla no incluida

**Índice de rendimiento cromático:**

Depende de la bombilla que se utiliza

**Temperatura color:**

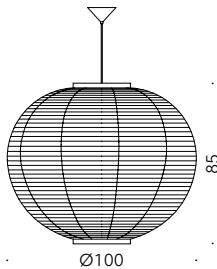
Depende de la bombilla que se utiliza

**Clase energética:**

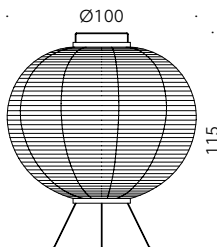
Depende de la bombilla que se utiliza

**Dimmer:**

Incluido ( BDTL302), no incluido ( BDTL301)



Ø100



Ø100

115