



Lantern

Time & Style **ēdition, 2020**

Made in Japan

Lampade a sospensione e da terra

Materiali:

PARALUME: carta giapponese (washi) con filo di acciaio pre-rivestito di carta giapponese (washi). Bordo in tiglio naturale.

STRUTTURA INTERNA: piastra in acciaio inox verniciato per cataforesi.

PIEDINI: acciaio verniciato per cataforesi colore nero.

+info:

<http://www.depadova.com/timeandstyleedition-materials.pdf>

Classificazione:

Classe II

Grado di protezione:

IP20

Tensione di alimentazione:

220÷240V / 50÷60 Hz (EU) - 100÷120V / 50÷60 Hz (USA)

Alimentazione:

Tensione di rete diretta.

Lampadine compatibili:

LED, E26 / E27, dimmerabile per BDTL302

Sorgente luminosa:

Lampadina non inclusa

Indice di resa cromatica:

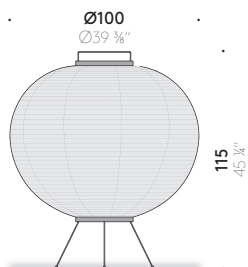
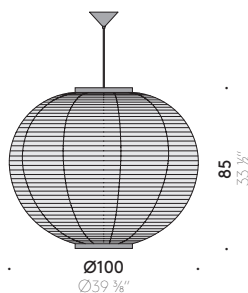
Dipende dalla lampadina che si utilizza

Temperatura colore:

Dipende dalla lampadina che si utilizza

Dimmer:

Incluso (BDTL302), non incluso (BDTL301).





Lantern

Time & Style **ēdition, 2020**

Made in Japan

Pendant and floor lamps

Materials:

LAMPSHADE: in Japanese paper (washi) with steel wire, which is pre-coated with Japanese paper (washi). Edge in natural lime wood.

INTERNAL FRAME: plate in electrophoretic painted stainless steel.
SUPPORT: electrophoretic painted steel, black coloured.

+info:

<http://www.depadova.com/timeandstyleedition-materials.pdf>

Classification:

Class II

Protection category:

IP20

Supply voltage:

220÷240V / 50÷60 Hz (EU)- 100÷120V / 50÷60 Hz (USA)

Power supply:

Direct supply voltage.

Compatible bulbs:

LED, E26 / E27, dimmable for BDTL302

Light source:

Bulb not included

Colour rendering index:

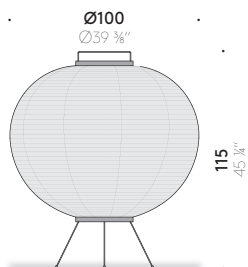
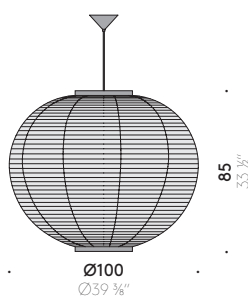
It depends on the bulb used

Colour temperature:

It depends on the bulb used

Dimmer:

Included (BDTL302), not included (BDTL301).





Lantern

Time & Style **ē**dition, 2020

Made in Japan

Lampes suspendues et sur pied

Matériaux:

ABAT-JOUR: papier japonais (washi) avec fil en acier recouvert de papier japonais (washi). Chant en tilleul naturel

STRUCTURE INTERNE: plaque en acier inox laquée pour cataphorèse.

PIEDS: acier laqué pour cataphorèse couleur noir

+info:

<http://www.depadova.com/timeandstyleedition-materials.pdf>

Classement:

Classe II

Degré de protection:

IP20

Tension d'alimentation:

220÷240V / 50÷60 Hz (EU)- 100÷120V / 50÷60 Hz (USA)

Alimentation:

Tension de réseau directe.

Ampoules compatibles:

LED, E26 / E27, gradable pour BDTL302

Source lumineuse:

Ampoule non incluse

Index de rendement chromatique:

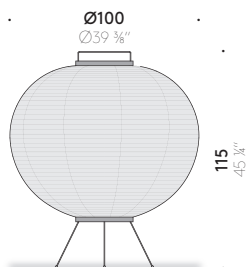
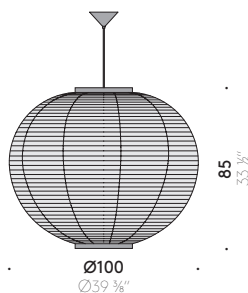
Dépende de l'ampoule utilisée

Température couleur:

Dépende de l'ampoule utilisée

Gradateur:

Inclus (BDTL302) pas inclus (BDTL301)





Lantern Time & Style **ē**dition, 2020 Made in Japan

Hänge- und Bodenleuchte

Materialien:

LAMPENSCHIRM: Japanpapier (Washi) mit Stahldraht, der mit Japanpapier (Washi) vorbeschichtet ist. Kante aus Naturlindenholz.
INNENGESTELL: Platte aus elektrophoretisch lackiertem Edelstahl.

UNTERGESTELL: elektrophoretisch lackierter Stahl, schwarz.

+info:

<http://www.depadova.com/timeandstyleedition-materials.pdf>

Klassifikation:

Klasse II

Schutzart:

IP20

Versorgungsspannung:

220÷240V / 50÷60 Hz (EU)- 100÷120V / 50÷60 Hz (USA)

Energieversorgung:

Direkte Netzspannung.

Kompatible Glühbirne:

LED, E26 / E27, dimmbar für BDTL302

Lichtquelle:

außer Glühbirne.

Farbwiedergabeindex:

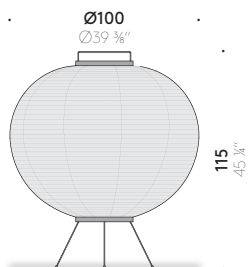
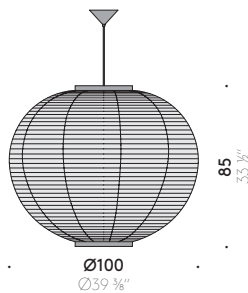
Es hängt von der verwendeten Glühbirne ab.

Farbtemperatur:

Es hängt von der verwendeten Glühbirne ab.

Dimmer:

Eingeschlossen (BDTL302), nicht eingeschlossen (BDTL301).





Lantern

Time & Style **ēdition, 2020**

Made in Japan

Lámparas de suspensión o de pie

Materiales:

PANTALLA: papel japonés (washi) con hilo en acero pre-revestido de papel japonés (washi). Canto en tilo natural

ESTRUCTURA INTERNA: placa en acero inox lacado para cataforesis.

PATAS: acero lacado por cataforesis color negro

+info:

<http://www.depadova.com/timeandstyleedition-materials.pdf>

Clasificación:

Clase II

Grado de protección:

IP20

Tensión de alimentación:

220÷240V / 50÷60 Hz (EU)- 100÷120V / 50÷60 Hz (EE.UU)

Alimentación:

Tensión de red directa.

Bombillas compatibles:

LED, E26 / E27, dimmerable para BDTL302

Fuente luminosa:

Bombilla no incluida

Índice de rendimiento cromático:

Depende de la bombilla que se utiliza

Temperatura color:

Depende de la bombilla que se utiliza

Dimmer:

Incluido (BDTL302), no incluido (BDTL301)

