

# Abete

Design:  
PAOLO TILCHE  
1971 / 2023



+ info: <https://www.depadova.com/materials.pdf>  
De Padova srl - info@depadova.it

## PENDANT LAMP

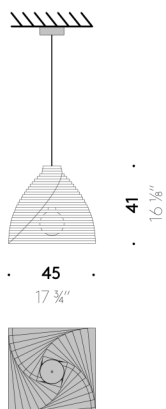
### Materials

#### Structure

solid natural spruce, finished with transparent water-based or solvent-based coating.

#### Control

dimmer not integrated on the lamp.



### EU

INPUT 220÷240V - 50/60Hz  
BULB LED E27, max 21W

### USA

INPUT 100÷120V - 50/60Hz  
BULB LED E26, max 21W



# Abete

Design:

PAOLO TILCHE  
1971 / 2023



+ info: <https://www.depadova.com/materials.pdf>

De Padova srl - info@depadova.it

## LAMPADA A SOSPENSIONE

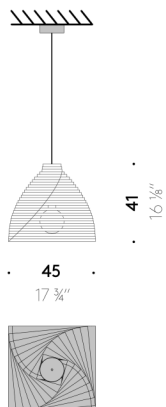
### Materiali

Struttura lampada

legno massello di abete naturale finito con vernice trasparente a base acqua o a base solvente.

Controllo

dimmer non incluso nella lampada.



### EU

INPUT 220÷240V - 50/60Hz  
BULB LED E27, max 21W



### USA

INPUT 100÷120V - 50/60Hz  
BULB LED E26, max 21W

# Abete

Design:

PAOLO TILCHE  
1971 / 2023



+ info: <https://www.depadova.com/materials.pdf>

De Padova srl - info@depadova.it

## LAMPE À SUSPENSION

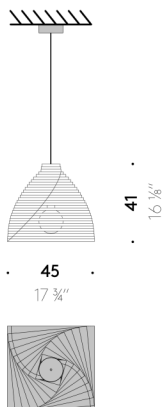
### Matériaux

Structure lampe

bois massif de sapin naturel fini avec peinture transparente à base d'eau ou de solvant.

Contrôle

gradateur non inclus dans la lampe.



### EU

INPUT 220÷240V - 50/60Hz  
BULB LED E27, max 21W

### USA

INPUT 100÷120V - 50/60Hz  
BULB LED E26, max 21W



# Abete

Design:

PAOLO TILCHE  
1971 / 2023



+ info: <https://www.depadova.com/materials.pdf>

De Padova srl - [info@depadova.it](mailto:info@depadova.it)

## HÄNGELEUCHTE

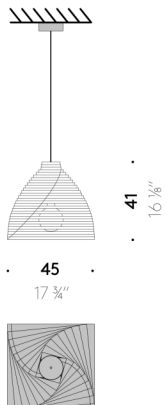
### Materialien

Gestell

Massives Natur-Tannenholz, endbehandelt mit transparentem Lack auf Wasser- oder Lösemittelbasis.

Steuerung

Dimmer nicht in der Leuchte integriert.



### EU

INPUT 220÷240V - 50/60Hz  
BULB LED E27, max 21W

### USA

INPUT 100÷120V - 50/60Hz  
BULB LED E26, max 21W



# Abete

Design:

PAOLO TILCHE  
1971 / 2023



+ info: <https://www.depadova.com/materials.pdf>

De Padova srl - info@depadova.it

## LÁMPARA DE SUSPENSIÓN

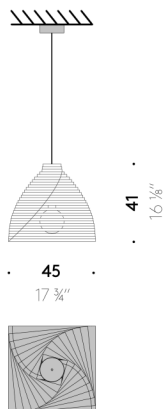
### Materiales

Estructura lámpara

madera maciza de abeto natural acabada con barniz transparente al agua o al disolvente.

Control

dimmer no incluido en la lámpara.



### EU

INPUT 220÷240V - 50/60Hz  
BULB LED E27, max 21W



### USA

INPUT 100÷120V - 50/60Hz  
BULB LED E26, max 21W