

Helium

Design:

ELISA OSSINO



+ info: <https://www.depadova.com/materials.pdf>

De Padova srl - info@depadova.it

PENDANT AND FLOOR/TABLE LAMP

Materials

Structure

"Soft touch" matt black powder- coated metal.

Diffusor

hand-blown opaline-etched Triplex glass; or hand-decorated glass with "sand effect".

Pendant version

AC adapter integrated in the ceiling rose (24V output). Ceiling rose with integrated dimmer (PUSH / 0-10 / DALI / CUT PHASE).

Floor/table version (H 57 cm)

plug-in AC adapter (24V output). Power cable with integrated dimmer.

Floor version (H 140 cm)

AC adapter integrated in the product (24V output). Power cable with integrated dimmer.

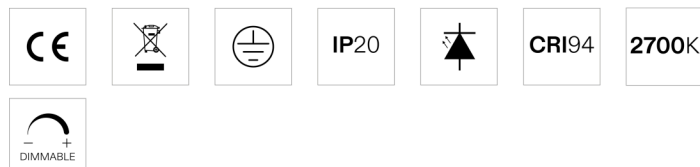
Table version

INPUT SOURCE 110÷240V - 50/60Hz
LED 30W, 24V



Pendant version

INPUT SOURCE 110÷240V - 50/60Hz
H 57cm LED 30W, 24V
H 113cm LED 60W, 24V
H 170cm LED 90W, 24V



Floor version

INPUT SOURCE 220÷240V - 50/60Hz
LED 80W, 24V

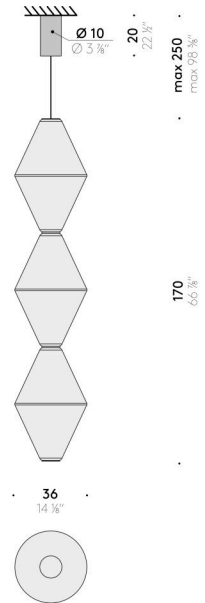
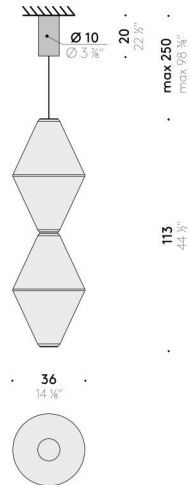
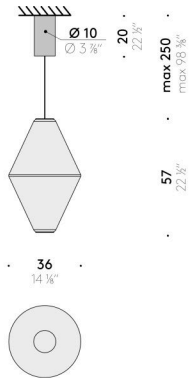
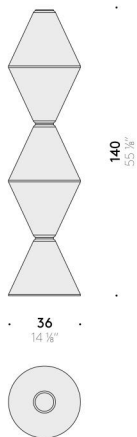
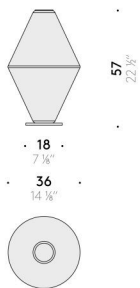
USA

INPUT SOURCE 110÷120V - 50/60Hz
LED 80W, 24V



Helium

Design:
ELISA OSSINO



Helium

Design:

ELISA OSSINO

+ info: <https://www.depadova.com/materials.pdf>

De Padova srl - info@depadova.it



LAMPADA A SOSPENSIONE, DA TERRA E DA APPOGGIO

Materiali

Struttura lampada

metallo verniciato a polvere color nero opaco "soft touch".

Diffusore

vetro Triplex soffiato a mano opalino acidato; oppure vetro decorato a mano effetto sabbia.

Versione a sospensione

alimentatore integrato nel rosone (output 24V). Dimmer incluso nel rosone (PUSH / 0-10 / DALI / CUT PHASE).

Versione da appoggio (H 57 cm)

alimentatore a spina (output 24V). Dimmer incluso nel cavo di alimentazione.

Versione da terra (H 140 cm)

alimentatore integrato nel prodotto (output 24V). Dimmer incluso nel cavo di alimentazione.

Table version

INPUT SOURCE 110÷240V - 50/60Hz
LED 30W, 24V



Pendant version

INPUT SOURCE 110÷240V - 50/60Hz
H 57cm LED 30W, 24V
H 113cm LED 60W, 24V
H 170cm LED 90W, 24V



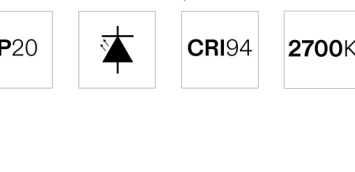
Floor version EU

INPUT SOURCE 220÷240V - 50/60Hz
LED 80W, 24V



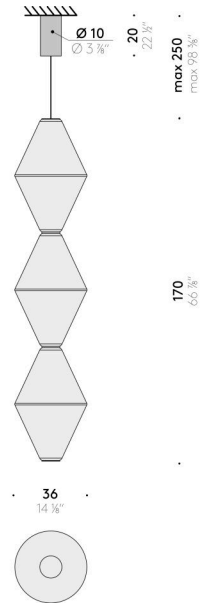
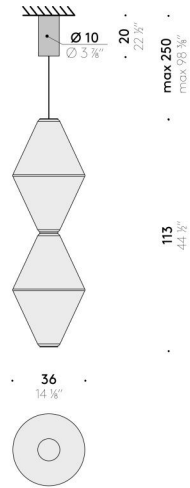
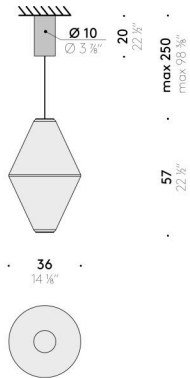
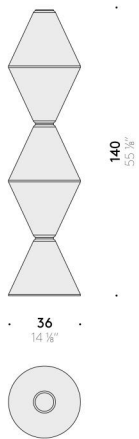
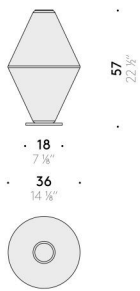
USA

INPUT SOURCE 110÷120V - 50/60Hz
LED 80W, 24V



Helium

Design:
ELISA OSSINO



Helium

Design:

ELISA OSSINO

+ info: <https://www.depadova.com/materials.pdf>

De Padova srl - info@depadova.it



LAMPE SOSPESA, SUR PIED ET D'APPUI

Matériaux

Structure lampe

métal peint à poudre couleur noir mat "soft touch".

Diffuseur

verre Triplex soufflé à la main opalin acidifié ; ou verre décoré à la main effet sable.

Version suspendue

alimentation intégrée dans la rosace (output 24V). Gradateur inclus dans la rosace (PUSH / 0-10 / DALI / CUT PHASE).

Version d'appui (H57 cm)

alimentation secteur (output 24V). Gradateur inclus dans le câble d'alimentation.

Version sur pied (H 140 cm)

alimentation intégrée dans le produit (output 24V). Gradateur inclus dans le câble d'alimentation.

Table version

INPUT SOURCE 110÷240V - 50/60Hz
LED 30W, 24V



Pendant version

INPUT SOURCE 110÷240V - 50/60Hz
H 57cm LED 30W, 24V
H 113cm LED 60W, 24V
H 170cm LED 90W, 24V



Floor version

INPUT SOURCE 220÷240V - 50/60Hz
LED 80W, 24V

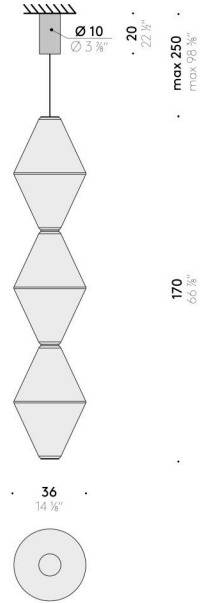
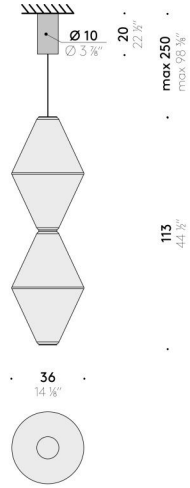
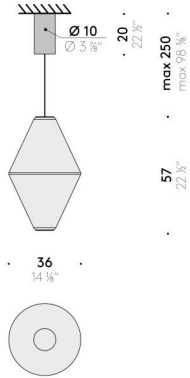
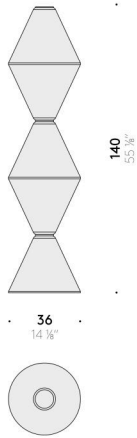
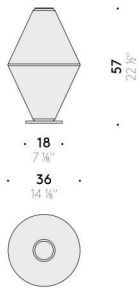
USA

INPUT SOURCE 110÷120V - 50/60Hz
LED 80W, 24V



Helium

Design:
ELISA OSSINO



Helium

Design:

ELISA OSSINO



+ info: <https://www.depadova.com/materials.pdf>

De Padova srl - info@depadova.it

HÄNGELEUCHTE UND TISCH- UND BODENLEUCHTE

Materialien

Gestell

“Soft Touch” Metall mit Pulverlackierung, matt schwarz.

Diffusor

mundgeblasenes, opalgeätztes Triplex-Glas; oder handdekoriertes Glas mit "Sand-Effekt"

Hänge-Version

Netzteil in Deckenrosette eingesetzt (Output/Ausgang: 24 V). Deckenrosette mit integriertem Dimmer (PUSH / 0-10 / DALI / CUT PHASE).

Tisch- und Bodenleuchte Version (H 57 cm)

Steckernetzteil (Output/Ausgang: 24 V). Netzkabel mit integriertem Dimmer.

Stehleuchte Version (H 140 cm)

Netzteil in Produkt eingesetzt (Output/Ausgang: 24V). Netzkabel mit integriertem Dimmer.

Table version

INPUT SOURCE 110÷240V - 50/60Hz
LED 30W, 24V



Pendant version

INPUT SOURCE 110÷240V - 50/60Hz
H 57cm LED 30W, 24V
H 113cm LED 60W, 24V
H 170cm LED 90W, 24V



Floor version

EU INPUT SOURCE 220÷240V - 50/60Hz
LED 80W, 24V

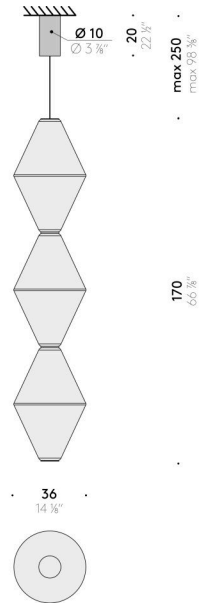
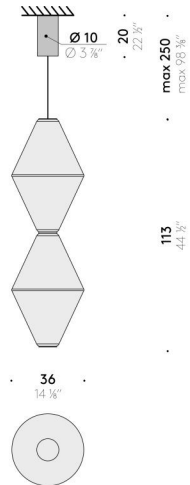
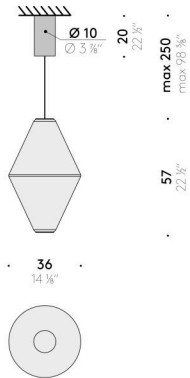
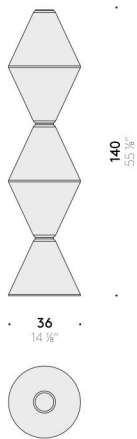
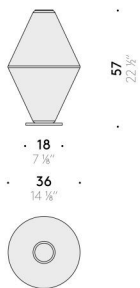
USA

INPUT SOURCE 110÷120V - 50/60Hz
LED 80W, 24V



Helium

Design:
ELISA OSSINO



Helium

Design:

ELISA OSSINO

+ info: <https://www.depadova.com/materials.pdf>

De Padova srl - info@depadova.it



LÁMPARA DE SUSPENSIÓN, DE PIE O APOYADA

Materiales

Estructura lámpara

metal lacado en polvo color negro mate "soft touch".

Difusor

vidrio Triplex soplado a mano opalino al ácido; o vidrio decorado a mano efecto arena.

Versión de suspensión

alimentador integrado en el rosetón (salida 24V). Dimmer incluido en el rosetón (PUSH / 0-10 / DALI / CUT PHASE).

Versión apoyada (H 57 cm)

alimentador enchufable (salida 24V). Dimmer incluido en el cable de alimentación.

Versión de tierra (H 140 cm)

alimentador integrado en el producto (salida 24V). Dimmer incluido en el cable de alimentación.

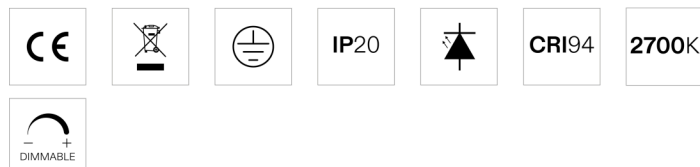
Table version

INPUT SOURCE 110÷240V - 50/60Hz
LED 30W, 24V



Pendant version

INPUT SOURCE 110÷240V - 50/60Hz
H 57cm LED 30W, 24V
H 113cm LED 60W, 24V
H 170cm LED 90W, 24V



Floor version

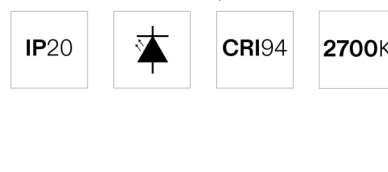
EU

INPUT SOURCE 220÷240V - 50/60Hz
LED 80W, 24V



USA

INPUT SOURCE 110÷120V - 50/60Hz
LED 80W, 24V



Helium

Design:
ELISA OSSINO

